

INDOOR LIGHTING



ovivo®

The Ovia® Lighting Range...



Ovia® Lighting includes exciting lighting products ranging from traditional under cupboard lights and downlights for domestic use through LED emergency exit signs and metal halide display lighting for commercial applications and market leading fire and acoustic rated light fittings.


12 Month No Quibble Guarantee

All Ovia® Lighting Products are covered by our straight forward 'No Quibble Guarantee' against any fault in materials or manufacture experienced at any time within 12 months of the date of supply.

Contents

- B38 Indoor Lighting
- C62 Downlights
- D74 Pendant and Suspended
- E82 Emergency Signs
- F96 Outdoor Lighting
- G124 Outdoor Bollards





Colour Temperatures



CW

Available Finishes



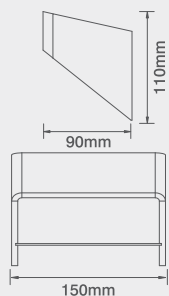
WH



AL

Please add required finish in to the code e.g. **LED310WHAL**.

Dimensions



230V 4.5W Integrated LED Wall Light

Code	Description	Max Wattage
LED310WHAL	230V 4.5W Integrated LED Wall Light - Cool White LED - Aluminium	4.5W
LED310WHWH	230V 4.5W Integrated LED Wall Light - Cool White LED - White	4.5W

LED's are integrated and non-replaceable

Product Approvals

Complies with BS EN 60598

Colour Temperatures



WW

Available Finishes



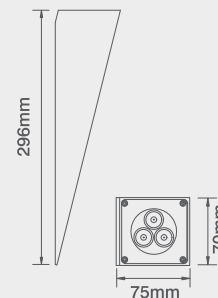
WH



BK

Please add required finish in to the code e.g. **LED315WHBK**.

Dimensions



230V 3W Integrated LED Chamfered Wall Light

Code	Description	Max Wattage
LED315WHBK	230V 3W Integrated LED Chamfered Wall Light - Warm White LED - Black	3W
LED315WHWH	230V 3W Integrated LED Chamfered Wall Light - Warm White LED - White	3W

LED's are integrated and non-replaceable

Product Approvals

Complies with BS EN 60598





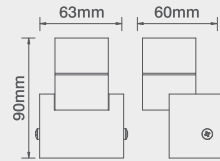
Colour Temperatures



Available Finishes



Dimensions



LED

230V 1W LED Integrated Mini Up or Down Wall Light

Code	Description	Max Wattage
LED311ALBL	230V 1W Integrated LED Up or Down Wall Light - Blue LED - Aluminium	1W
LED311ALWH	230V 1W Integrated LED Up or Down Wall Light - Cool White LED - Aluminium	1W

LED's are integrated and non-replaceable

Product Approvals

Complies with BS EN 60598



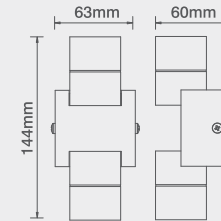
Colour Temperatures



Available Finishes



Dimensions



LED

230V 2 x 1W Integrated LED Mini Up & Down Wall Light

Code	Description	Max Wattage
LED312ALBL	230V 2 x 1W Integrated LED Up & Down Wall Light - Blue LED - Aluminium	2 X 1W
LED312ALWH	230V 2 x 1W Integrated LED Up & Down Wall Light - Cool White LED - Aluminium	2 X 1W

LED's are integrated and non-replaceable

Product Approvals

Complies with BS EN 60598



Colour Temperatures



WW

Available Finishes



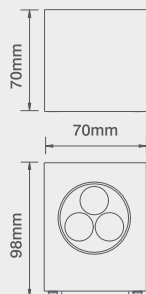
WH



BK

Please add required finish in to the code e.g. **LED313WHBK**.

Dimensions



230V 3W Integrated LED Cube Wall Light

Code	Description	Max Wattage
LED313WHBK	230V 3W Integrated LED Cube Wall Light - Warm White LED - Black	3W
LED313WHWH	230V 3W Integrated LED Cube Wall Light - Warm White LED - White	3W

LED's are integrated and non-replaceable

Product Approvals

Complies with BS EN 60598



Colour Temperatures



WW

Available Finishes



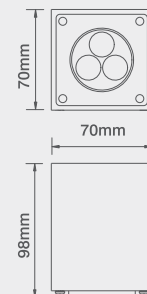
WH



BK

Please add required finish in to the code e.g. **LED314WHBK**.

Dimensions



230V 3W Integrated LED Cube Down Light

Code	Description	Max Wattage
LED314WHBK	230V 3W Integrated LED Cube Down Light - Warm White LED - Black	3W
LED314WHWH	230V 3W Integrated LED Cube Down Light - Warm White LED - White	3W

LED's are integrated and non-replaceable

Product Approvals

Complies with BS EN 60598



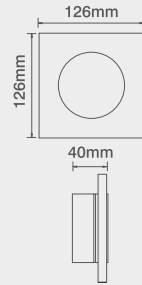
Colour Temperatures



Available Finishes



Dimensions



230V 1.5W Integrated LED 126mm Square Wall Light

Code	Description	Max Wattage
LED325BLBS	230V 1.5W Integrated LED 126mm Square Wall Light - Blue LED - Brushed Stainless	1.5W
LED325WHBS	230V 1.5W Integrated LED 126mm Square Wall Light - Cool White LED - Brushed Stainless	1.5W

LED's are integrated and non-replaceable

Product Approvals

Complies with BS EN 60598



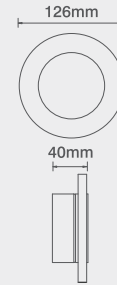
Colour Temperatures



Available Finishes



Dimensions



230V 1.5W Integrated LED 126mm Round Wall Light

Code	Description	Max Wattage
LED326BLBS	230V 1.5W Integrated LED 126mm Round Wall Light - Blue LED - Brushed Stainless	1.5W
LED326WHBS	230V 1.5W Integrated LED 126mm Round Wall Light - Cool White LED - Brushed Stainless	1.5W

LED's are integrated and non-replaceable

Product Approvals

Complies with BS EN 60598



Colour Temperatures



WW

Available Finishes


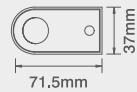


WH

BK

Please add required finish in to the code e.g. **LED316WHBK**.

Dimensions



230V 2 x 1W Integrated LED Slim Up & Down Light

Code	Description	Max Wattage
LED316WHBK	230V 2 x 1W Integrated LED Slim Up & Down Light - Warm White LED - Black	2 x 1W
LED316WHWH	230V 2 x 1W Integrated LED Slim Up & Down Light - Warm White LED - White	2 x 1W

LED's are integrated and non-replaceable

Product Approvals

Complies with BS EN 60598



Colour Temperatures



CW



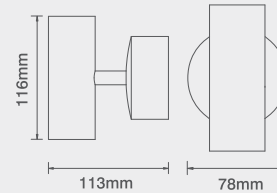
BL

Available Finishes



CH

Dimensions



230V IP44 Integrated LED Up & Down Light

Code	Description	Max Wattage
LED501BLCH	230V 2 x 1W IP44 Integrated LED Up & Down Light - Blue LED - Chrome	2 x 1W
LED501WHCH	230V 2 x 1W IP44 Integrated LED Up & Down Light - Cool White LED - Chrome	2 x 1W

LED's are integrated and non-replaceable

Product Approvals

Complies with BS EN 60598

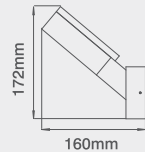


Available Finishes



AL

Dimensions



160mm



118mm

IP54

230V Low Energy IP54 Single Wall Light

Code	Description	No. of Lamps	Lampholder Type	Max Wattage
LE601AL	230V GX53 9W Max. IP54 Single Angled Wall Light - Aluminium	1	GX53	9W
	Lamp not included			

Product Approvals

Good protection against ingress of dust and moisture
Complies with BS EN 60598

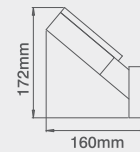


Available Finishes



AL

Dimensions



160mm



258mm

IP54

230V Low Energy IP54 Twin Wall Light

Code	Description	No. of Lamps	Lampholder Type	Max Wattage
LE602AL	230V GX53 2 x 9W Max. IP54 Twin Angled Wall Light - Aluminium	2	GX53	2 x 9W
	Lamp not included			

Product Approvals

Good protection against ingress of dust and moisture
Complies with BS EN 60598



Available Finishes



CH

Dimensions



IP44

230V Low Energy IP44 Single Wall Light

Code	Description	No. of Lamps	Lampholder Type	Max Wattage
LE611CH	230V E14 12W Max. Low Energy IP44 Single Wall Light - Chrome	1	E14	12W
	Lamp not included			

Product Approvals

Complies with BS EN 60598



Available Finishes



CH

Dimensions



IP44

230V Low Energy IP44 Twin Wall Light

Code	Description	No. of Lamps	Lampholder Type	Max Wattage
LE612CH	230V E14 2 x 12W Max. Low Energy IP44 Twin Wall Light - Chrome	2	E14	2 x 12W
	Lamp not included			

Product Approvals

Complies with BS EN 60598

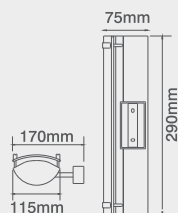


Available Finishes



SV

Dimensions



230V G24q 32W Max. Wall Light With Glass Cover

Code	Description	No. of Lamps	Lampholder Type	Max Wattage
CF240SV	230V G24q 32W Max. Wall Light With Glass Cover - Silver	1	G24q	32W
	Lamp not included			

Product Approvals

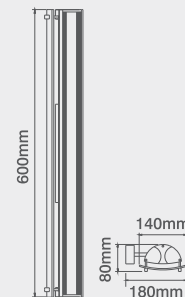
Complies with BS EN 60598

Available Finishes



SV

Dimensions




230V T5 1 x 24W Max. Wall Light With Glass Cover

Code	Description	No. of Lamps	Lampholder Type	Max Wattage
LE510SV	230V T5 1 x 24W Max. Wall Light With Glass Cover - Silver	1	T5 (549mm)	24W
	Lamp not included			

Product Approvals

Complies with BS EN 60598



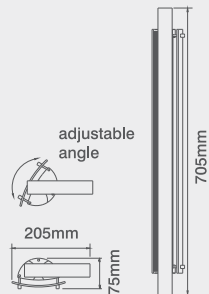


Available Finishes



SV

Dimensions



230V T5 2 x 24W Max. Adjustable Wall Light With Glass Cover

Code	Description	No. of Lamps	Lampholder Type	Max Wattage
LE520SV	230V T5 2 x 24W Max. Adjustable Wall Light With Glass Cover - Silver	2	T5 (549mm)	2 x 24W
	Lamp not included			

Product Approvals

Complies with BS EN 60598

Available Finishes



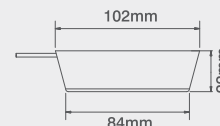
SC



CH

Please add required finish in to the code e.g. **LED105CH**.

Dimensions



230V Low Energy Undercupboard Light

Code	Description	No. of Lamps	Lampholder Type	Max Wattage
LE105CH	230V GX53 13W Max. Undercupboard Light - Chrome	1	GX53	13W
LE105SC	230V GX53 13W Max. Undercupboard Light - Satin Chrome	1	GX53	13W

Lamp not included. Comes with 2m flex.

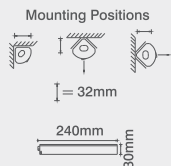
Product Approvals

Double insulated, no earth connection required.
Complies with BS EN 60598






Dimensions



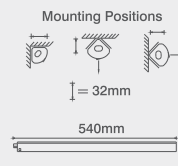
230V 2.7W Integrated LED 240mm Strip Light - c/w Mains Supply Lead

Code	Description	Max Wattage
LED301WHWH	230V 2.7W Integrated LED 240mm Strip Light - Cool White LED - White	2.7W

All our LED strip lights can be connected end to end
LED's are integrated and non-replaceable




Dimensions



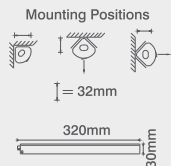
230V 6.8W Integrated LED 540mm Strip Light - c/w Mains Supply Lead

Code	Description	Max Wattage
LED303WHWH	230V 6.8W Integrated LED 540mm Strip Light - Cool White LED - White	6.8W

All our LED strip lights can be connected end to end
LED's are integrated and non-replaceable



Dimensions



230V 3.6W Integrated LED 320mm Strip Light - c/w Mains Supply Lead

Code	Description	Max Wattage
LED302WHWH	230V 3.6W Integrated LED 320mm Strip Light - Cool White LED - White	3.6W

All our LED strip lights can be connected end to end
LED's are integrated and non-replaceable



230V 1M Main Supply Lead

Code	Description	Length
LED305WH	230V 1m Main Supply Lead	1M

230V LED Strip Light Accessories

Code	Description	Length
LED307WH	230V 0.25m Link Lead	0.25M
LED308WH	230V 0.5m Link Lead	0.5M

Colour Temperatures



Available Finishes

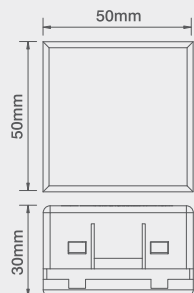




Colour Temperatures



Dimensions



230V 1W Integrated LED (50mm x 50mm) Modular Stair Light

Code	Description	Max Wattage
MM1000BL	230V 1W Integrated LED Euro Module - Blue LED	1W
MM1000CW	230V 1W Integrated LED Euro Module - Cool White LED	1W
MM1000WW	230V 1W Integrated LED Euro Module - Warm White LED	1W

This module is compatible with 311 & 312 New Media™ Plates
Please see the following pages and the dedicated Click® Wiring Accessories catalogue for more information on New Media™ plates and back boxes.

Product Approvals

Complies with BS EN 60598



New Media™ Unfurnished Plates

Code	Description
DP*311	Deco® Plus 1 Gang Plate Twin Aperture (Unfurnished)
DP*312	Deco® Plus 2 Gang Plate Quad Aperture (Unfurnished)
VP*311	Deco® 1 Gang Plate Twin Aperture (Unfurnished)
VP*312	Deco® 2 Gang Plate Quad Aperture (Unfurnished)
FP*311	Define® 1 Gang Plate Twin Aperture (Unfurnished)
FP*312	Define® 2 Gang Plate Quad Aperture (Unfurnished)
SIN311BK	Definity™1 Gang Insert Twin Aperture (Unfurnished)
SCP311*	Definity™ 1 Gang Cover Twin Aperture (Unfurnished)
SIN312BK	Definity™ 2 Gang Insert Quad Aperture (Unfurnished)
SCP312*	Definity™ 2 Gang Cover Quad Aperture (Unfurnished)
CMA311	Mode® 1 Gang Plate Twin Aperture (Unfurnished)
CMA312	Mode® 2 Gang Plate Quad Aperture (Unfurnished)
PRW311	Polar™ 1 Gang Plate Twin Aperture (Unfurnished)
PRW312	Polar™ 2 Gang Plate Quad Aperture (Unfurnished)
CMA311AG	Part M™ 1 Gang Plate Twin Aperture (Unfurnished)
CMA312AG	Part M™ 2 Gang Plate Quad Aperture (Unfurnished)

Products codes are explained overleaf

Deco® Plus unique product codes

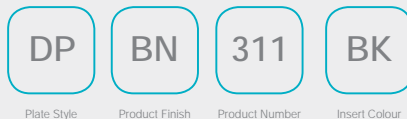
Deco® Plus plates are manufactured from stainless steel, available in the following finishes:

Antique Brass* (**AB**), Polished Brass (**BR**), Satin Brass* (**SB**), Polished Chrome (**CH**), Satin Chrome* (**SC**), Black Nickel (**BN**), and Stainless Steel (**SS**).

PLEASE NOTE: Antique Brass and Black Nickel are only available with black inserts.

*UK Design Registration 3015621

Understanding the code



Deco® unique product codes

Deco® plates are manufactured from stainless steel, available in the following finishes:

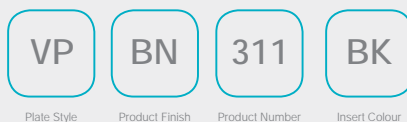
Antique Brass* (**AB**), Polished Brass (**BR**), Satin Brass* (**SB**), Polished Chrome (**CH**), Satin Chrome* (**SC**), Black Nickel (**BN**), Pearl Nickel (**PN**) and Stainless Steel (**SS**).

Georgian Style (**GCBR**) plates are manufactured from cast brass.

PLEASE NOTE: Antique Brass and Black Nickel are only available with black inserts.

*UK Design Registration 3015621

Understanding the code



Define® unique product codes

Every Define® product featured is available in 5 distinctive quality finishes:

Polished Chrome (**CH**), Stainless Steel (**SS**), Brushed Stainless* (**BS**), Pearl Nickel (**PN**) and Black Nickel (**BN**).

*UK Design Registration 3015621

Understanding the code



Definity™ unique product codes

Definity™ plates are coated stainless steel, available in the following finishes:

Brushed Stainless* (**BS**), Polished Chrome (**CH**) and Stainless Steel (**SS**), Red (**RD**), Matt Black (**BK**). White (**PW**) is also available, produced from polycarbonate.

*UK Design Registration 3015621

Understanding the code

